



I-7017RC

M-7017RC

8-channel Analog Input Module

Features

- Current Input Only
- With a Built-in Resistor, Measuring The Current is As Simple As You Think!
- Changeable Sampling Rate
- Open Wire Detection for 4 ~ 20 mA
- +/-200 V_{dc} Common Voltage Protection
- 4 kV ESD Protection
- Dual Watchdog
- 3000 V_{dc} Intra-Module Isolation
- Dual Watchdog
- Wide Operating Temperature Range: -25 ~ +75°C



Introduction

I-7017RC measures current only. Its user-friendly design saves a lot of work when measuring current due to a built-in resistor. Now, you can measure current directly that provide open wire detection for 4 ~ 20 mA and +/-200 V_{dc} common voltage as current inputs. The sampling rate of I-7017RC is changeable; there are fast mode and normal mode for your consideration. I-7017RC also has qualification for 4 KV ESD protection as well as 3000 V_{dc} intra-module isolation.

Applications

Building Automation, Factory Automation, Machine Automation, Remote Maintenance, Remote Diagnosis, Testing Equipment.

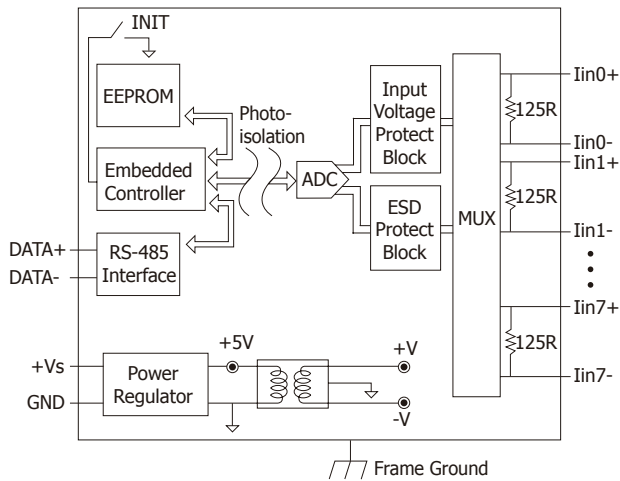
System Specifications

Models	I-7017RC	M-7017RC
Communication		
Interface	RS-485	
Format	(N, 8, 1) (N, 8, 2) (E, 8, 1) (O, 8, 1)	
Baud Rate	1200 ~ 115200 bps	
Protocol	DCON	Modbus RTU, DCON
Dual Watchdog	Yes, Module (1.6 Seconds), Communication (Programmable)	
LED Indicator/Display		
System LED Indicator	Yes, 1 LED as Power/Communication Indicator	
I/O LED Indicator	-	
7-Segment LED Display	-	
Isolation		
Intra-Module Isolation, Field-to-Logic	3000 V _{dc}	
EMS Protection		
ESD (IEC 61000-4-2)	+/-4 kV	
EFT (IEC 61000-4-4)	+/-4 kV	
Surge (IEC 61000-4-5)	0.5 kV	
Power		
Reverse Polarity Protection	Yes	
Input Range	10 ~ 30 V _{dc}	
Consumption	1.3 W	
Mechanical		
Dimensions (W x L x H)	72 mm x 123 mm x 35 mm	
Installation	DIN-Rail or Wall Mounting	
Environment		
Operating Temperature	-25 ~ +75°C	
Storage Temperature	-40 ~ +85°C	
Humidity	10 ~ 95% RH, Non-condensing	

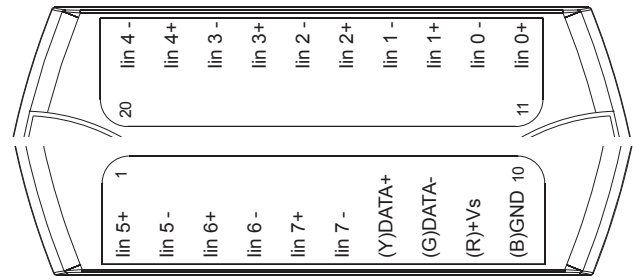
I/O Specifications

Models	I-7017RC	M-7017RC
Analog Input		
Channels	8	
Wiring	Differential	
Input Range	+/-20 mA, 0 ~ 20 mA, 4 ~ 20 mA	
Resolution	12/16-bit	
Accuracy	Normal Mode	0.1%
	Fast Mode	0.5%
Sampling Rate	Normal Mode	10 Hz
	Fast Mode	60 Hz
Input Impedance	125 Ω	
Common Voltage Protection	+/-200 V _{dc}	
Individual Channel Configuration	-	
Overvoltage Protection	240 V _{rms}	

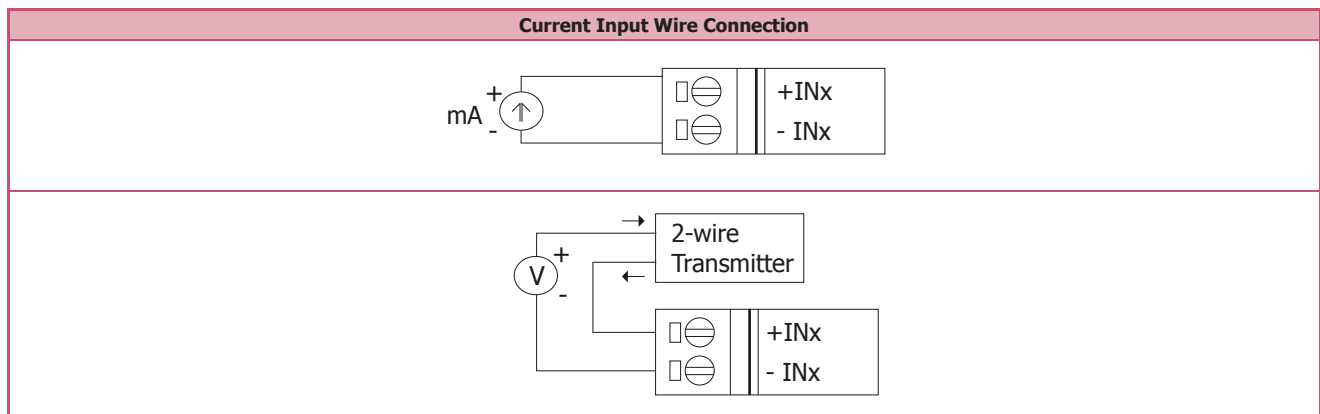
Internal I/O Structure



Pin Assignments



Wire Connections



Ordering Information

I-7017RC CR	8-channel Analog Input Module with DCON Protocol (Blue Cover) (RoHS)
I-7017RC-G CR	8-channel Analog Input Module with DCON Protocol (Gray Cover) (RoHS)
M-7017RC-G CR	8-channel Analog Input Modbus RTU Module with DCON and Modbus Protocol (Gray Cover) (RoHS)

Accessories

	tM-7520U CR	RS-232 to RS-485 converter (RoHS)
	tM-7561 CR	USB to RS-485 converter (RoHS)
	tM-SG4 CR	RS-485 Pull-high/Pull-low and Termination Resistor Module (RoHS)
	I-7514U CR	4-channel RS-485 Hub (RoHS)
	SG-770 CR	7 channel differential or 14 channel single-ended surge protector (RoHS)
	SG-3000 series	Signal Conditioning Modules for Thermocouple, RTD, DC Voltage, DC Current and Power Inputs