

Features

- Thermistor Input
- Individual Channel Configuration
- Open Wire Detection
- 8-channel Digital Outputs for Alarm Output
- 3000 Vdc Intra-module Isolation
- Overvoltage Protection for Thermistor Input
- User-Defined Types
- RoHS Compliant
- Wide Operating Temperature Range: -25 ~ +75°C



Introduction

I-87005W is used for measuring temperature by the thermistor. It supports many kinds of thermistors and features individual channel configuration which means that eight of its input channels can individually be configured with different kind of thermistor. Besides, I-87005W also has 8-channel digital outputs for alarm output and supports user-defined types by specifying the Steinhart coefficients to add other thermistors, if necessary. Adding 3000 Vdc intra-module isolation and overvoltage protection for thermistor on I-87005W makes itself running with higher reliability.

Applications

Temperature Measuring, Environment Monitoring, Tunnel Monitoring, Building Monitoring etc.

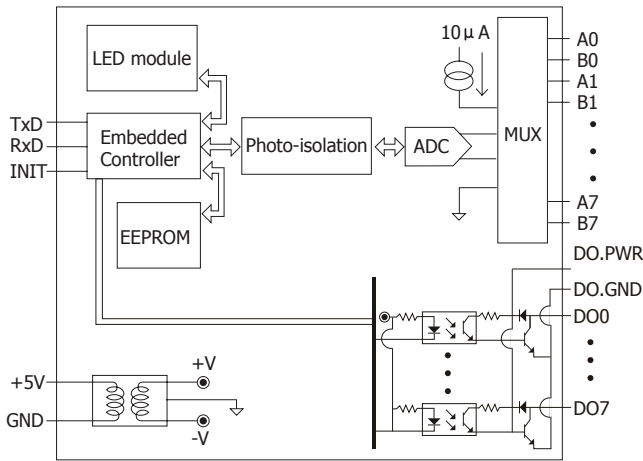
System Specifications

Communication	
Interface	RS-485
Format	N, 8, 1
Baud Rate	1200 ~ 115200 bps
Protocol	DCON
Dual Watchdog	Yes, Module (1.6 Seconds), Communication (Programmable)
Safe Value (When Host Fail or Communication Fail)	Yes
Power-on Preset Value	Yes
LED Indicator/Display	
System LED Indicator	1 LED as Power/Communication Indicator
I/O LED Indicator	16 LEDs as High/Low Alarm Signals
Isolation	
Intra-Module Isolation, Field-to-Logic	3000 Vdc
EMS Protection	
ESD (IEC 61000-4-2)	4 kV Contact for Each Terminal
	8 kV Air for Random Point
Power	
Power Consumption	0.7 W Max.
Mechanical	
Dimensions (W x L x H)	30 mm x 85 mm x 114 mm
Environment	
Operating Temperature	-25 ~ +75°C
Storage Temperature	-40 ~ +85°C
Humidity	10 ~ 95% RH, Non-condensing

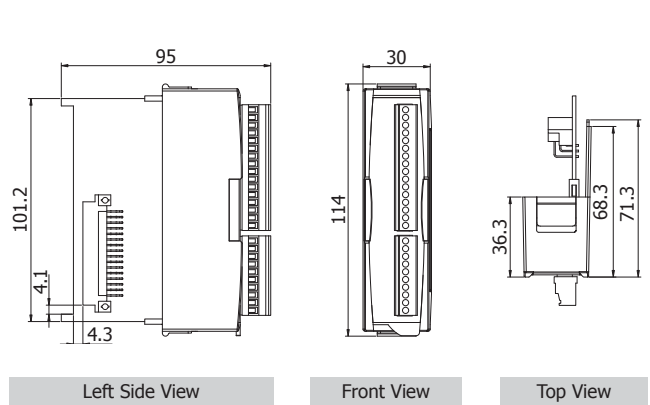
I/O Specifications

Thermistor Input	
Channels	8
Wiring	2 Wires
Sensor Type	Precon ST-A3, Fenwell U, YSI L100, YSI L300, YSI L1000, YSI B2252, YSI B3000, YSI B5000, YSI B6000, YSI B10000, YSI H10000, YSI H30000, User-defined
Resolution	16-bit
Accuracy	+/- 0.1% of FSR
Sampling Rate	8 Hz (Total)
Zero Drift	+/- 0.5 μ V/°C
Span Drift	+/- 25 ppm/°C
Common Mode Rejection	113 dB
Normal Mode Rejection	100 dB
Input Impedance	>1 M Ω
Individual Channel Configurable	Yes
Resistance Measurement	200 k Ω
Open Wire Detection	Yes
Overvoltage Protection	120 Vdc/110 Vac
Digital Output	
Output Channels	8
Output Type	Isolated Open-collector
Maximum Load Current	700 mA/Channel
Load Voltage	5 ~ 50 Vdc

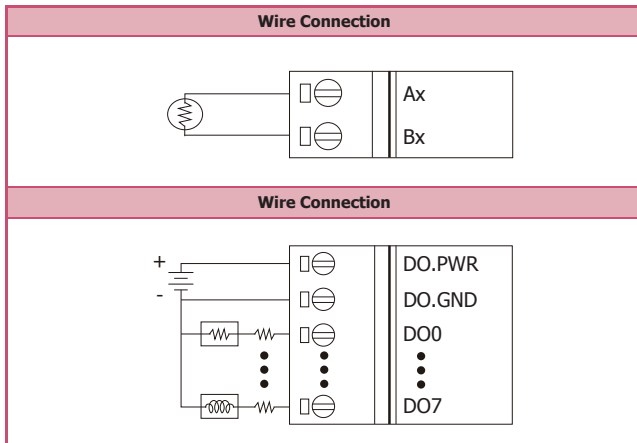
Internal I/O Structure



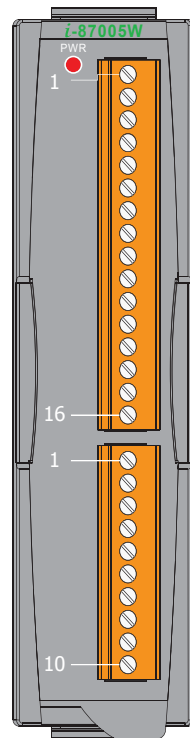
Dimensions (Units: mm)



Wire Connections



Pin Assignments




Terminal No.	Pin Assignment
01	A0
02	B0
03	A1
04	B1
05	A2
06	B2
07	A3
08	B3
09	A4
10	B4
11	A5
12	B5
13	A6
14	B6
15	A7
16	B7
01	DO.PWR
02	DO.GND
03	DO0
04	DO1
05	DO2
06	DO3
07	DO4
08	DO5
09	DO6
10	DO7

Ordering Information

I-87005W-G CR	8-channel Thermistor Input and 8-channel Digital Output Module (Gray Cover) (RoHS)
----------------------	--

Accessories

 SG-770 CR	7 channel differential or 14 channel single-ended surge protector (RoHS)
--	--